



Front-End Web Design (Online & Offline)

TRAINING DURATION


3.5 Months





Frontend Development (Online & Offline)

- ▶ About the company
- ▶ Learning outcomes
- ▶ What are the benefits of Work Experience
- ▶ Syllabus
- ▶ Mock Interview
- ▶ Placement Support
- ▶ Training Completion





ABOUT THE COMPANY?

i2ispecialist Technologies Private Limited is a preferred software development & Digital Marketing Company in Pune. We have an excellent & well organized team of IT Experts who always believe in continuous learning. Discovering new Ideas and implementing innovative developing and Digital Marketing strategies. i2ispecialist technologies provide 100% learning platform to help individual develop their professional potential in the most engaging platform.

i2ispecialist Technologies focused on helping working professionals to learn, grow and move up in their career with deep knowledge of projects and architectures designed by IT Experts. We focus on practical session with core knowledge according to industry demand with latest technology. Learner will get the opportunities to work with on industry experts on live project. The internship has been designed keeping in mind that the future belongs to the developers who can think and implement end-to end.


i2ispecialist belongs in Software development, Digital Marketing, Full Stack Development, Mobile Application.





-WHY I2ISPECIALIST-

1. Expert IT Professionals
2. Technical Support Experts
3. Programing Experts
4. Demanding industrial oriented Architecture
5. Learn up to become a developer
6. Opportunities to work National & International project
7. 100% Knowledge Guaranty.
8. Focus to improve Logical thinking against programs.
9. Job Opportunities
10. Become an Software Expertise





WHAT ARE THE BENEFITS OF WORK EXPERIENCE?

1. Employability

A set of achievements, skills, understandings and personal attributes that make graduates more likely to gain employment and be successful in their chosen occupations, which benefits themselves, the workforce, the community and the economy.

2. Employability skills include:

1. Self-management
2. Communication
3. Teamwork
4. Problem solving
5. Creativity & innovation
6. Taking responsibility
7. Commercial/business awareness
8. Social, cultural & global awareness
9. Time management
10. Decision making/initiative
11. Interpersonal skills
12. Motivation/drive
13. Flexibility/adaptability
14. Organisation/planning
15. Project management





HTML:

Coding Basics: Intro to HTML Syntax

- ✓ HTML, Head, Title, and Body Tags
- ✓ Headings and Paragraphs.
- ✓ The Doctype Declaration (DTD)
- ✓ The Lang Attribute
- ✓ Meta Tag: the Unicode Character Set

Coding Links

- ✓ Anchor Tags and href
- ✓ Linking to Pages Within a Website
- ✓ Linking to Other Websites
- ✓ Opening a Link in a New Browser Window

Adding Images

- ✓ The Image Tag and Source Attribute
- ✓ Using the Width, Height and Alt Tags
- ✓ Rounded Images

Intro to Cascading Style Sheets (CSS)

- ✓ The Style Tag
- ✓ Tag Selectors
- ✓ Class Selectors
- ✓ The Class Attribute

Intro to Java-script

- ✓ How to add JavaScript in html file
- ✓ Styling using JavaScript.

HTML Forms

- ✓ HTML Forms attribute and elements
- ✓ Types of Input In HTML
- ✓ Input Attributes
- ✓ Styling of Forms

Advance HTML or HTML 5

- ✓ Video tags
- ✓ Use of Audio tags
- ✓ How to add Google Location
- ✓ YouTube Player





CSS:

Introduction to Cascading Style Sheets

- ✓ Concept of CSS
- ✓ Creating Style Sheet
- ✓ CSS Properties
- ✓ CSS Styling(Background, Text Format, Controlling Fonts)
- ✓ Working with block elements and objects

CSS Selectors

- ✓ ID selectors
- ✓ class Selector
- ✓ Universal Selector
- ✓ Grouping Selector

Box Model

- ✓ Border and Box-shadow properties
- ✓ Padding and Margin Properties
- ✓ Margin properties

CSS Development

- ✓ HTML Text, Font, Icon, Link, List Styling
- ✓ Tables style and Position
- ✓ Navigation and Drop-downs
- ✓ Image Gallery

CSS 3 Advanced

- ✓ Rounded Corners
- ✓ Gradients Color
- ✓ Text Effects
- ✓ Transition
- ✓ Animation
- ✓ Pagination
- ✓ Media Queries

CSS Responsive and Grid

- ✓ Viewport and Grid View
- ✓ Media Queries and Framework
- ✓ Container and grid item





BOOTSTRAP:

Introduction to Bootstrap

- ✓ What is Bootstrap and its version
- ✓ Starter template
- ✓ Linking jQuery, and CDN
- ✓ Responsive tags

Bootstrap Layout

- ✓ Grid system and Container
- ✓ Media Object
- ✓ Utilities for Layout

Bootstrap Content

- ✓ Typography
- ✓ Images
- ✓ Tables
- ✓ Figures

Bootstrap Components


- ✓ Badge
- ✓ Breadcrumb
- ✓ Buttons and Button Group
- ✓ Card, Carousel, collapse bar and Dropdowns

Bootstrap Navigation

- ✓ Jumbotron
- ✓ Container, Navbar
- ✓ Pagination and Progress Bar
- ✓ Scrollpy and Tooltips

Bootstrap Forms

- ✓ Responsive Forms
- ✓ Input Classes
- ✓ Custom Forms
- ✓ Icons and Media objects





JQUERY:

Introduction

- ✓ Downloading and using jQuery files
- ✓ jQuery intro
- ✓ jQuery Selectors
- ✓ jQuery Event

Effects in jQuery


- ✓ jQuery Fade, slide
- ✓ jQuery Animate
- ✓ jQuery stop(), callback
- ✓ jQuery Chaining

Traversing in jQuery

- ✓ Ancestors
- ✓ Descendants
- ✓ Siblings
- ✓ Filtering

AJAX

- ✓ jQuery Intro
- ✓ jQuery load
- ✓ jQuery Get/Post





JAVA SCRIPT:

1. Fundamentals of javascript

1. About Javascript Tutorial
2. Important Points about Javascript
3. Why Javascript!

2. Overview Of Javascript

1. History of Javascript
2. First Program in Javascript, Hello World
3. Places to put JavaScript code
4. Comments in Javascript
5. Output Display in Javascript
6. Asynchronous programming in JavaScript ?

3. Data Types In Javascript

1. Data Types Introduction
2. Numbers
3. Booleans
4. JavaScript Strings

4. Variable in Javascript

1. Variable Introduction
2. Local and Global

5. Operators in Javascript

1. Operators Introduction

6. Decision Making of Javascript

1. Decision Making Introduction

7. Loop control in Javascript

1. Loop Control Introduction
2. JavaScript While Loop
3. JavaScript Do-While Loop
4. JavaScript For Loop
5. JavaScript For-of Loop
6. JavaScript For-in Loop

8. Control Flow in Javascript

1. break statement
2. continue statement

9. Array in Javascript

1. Array Introduction

10. Function in Javascript

1. make fullscreen
2. exit fullscreen
3. Event Listener in javascript
4. Function Introduction
5. Closure

11. String and String functions in Javascript

1. String Introduction

12. Recursion in Javascript

1. Recursion Introduction

13. OOP Concept

1. Oop Concept Introduction

14. DOM Manipulation

1. Introduction to DOM
2. DOM Selectors for Single Elements
3. DOM Selectors for Multiple Elements
4. Traversing the DOM
5. Traversing the DOM
6. Creating new HTML elements
7. getElementById()
8. getElementsByClassName() Method

15. JavaScript Events

1. JavaScript Events
2. DOM Load event
3. mouseover event Listener
4. mouseout event Listener
5. mousedown event Listener
6. Keydown event Listener
7. focus event Listener

16. AJAX and Javascript

1. AJAX and Javascript
2. AJAX with JSON
3. XHR Request
4. Update the DOM using AJAX
5. XML data using AJAX
6. JSON Files and AJAX





ANGULAR:

Typescript

- ✓ Generics
- ✓ Enums
- ✓ Modules

Components

- ✓ Creating components
- ✓ Sharing data in components
- ✓ Use of Event Emitter
- ✓ Component Life Cycle

Angular Templates

- ✓ Attribute class & style binding
- ✓ Two-way binding
- ✓ Template reference variable
- ✓ SVG as Template
- ✓ Pipes

Directives

- ✓ Built-in directives
- ✓ Attribute directives
- ✓ Structural directives

Data Binding

- ✓ Installing and using Bootstrap
- ✓ One way and two way data binding
- ✓ Working with ngModel

HttpClient

- ✓ Calling REST-API
- ✓ Module of HttpClient
- ✓ CRUD operations using HttpClient

Form


- ✓ Reactive
- ✓ Template-driven
- ✓ Form Validation

Services

- ✓ Introduction to services
- ✓ Dependency Injection
- ✓ Creating custom service using injectable and providers

Observable

- ✓ Introduction to RxJS
- ✓ Understanding observables
- ✓ Using observables and RxJS
- ✓ Creating custom observables and subscribe
- ✓ Unsubscribing observable






TRAINER PROFILE:

Experienced Full-Stack Developer and Trainer with a passion for imparting knowledge and fostering the next generation of software developers.

- More than 7+ Years of Experience.
- Trained more than 500+ students in a year.
- Strong Theoretical & Practical Knowledge.
- Certified Professionals.
- Subject Knowledge and fully industry applications.
- Trainers have experienced on multiple real-time projects in their Industries.






MOCK INTERVIEWS

1. COMMUNICATION SKILLS
2. INTERVIEW QUESTIONS PRACTISE
3. SOFT SKILL
4. PORTFOLIO TECHNIQUES



100% PLACEMENT SUPPORT

1. RESUME PREPARATION
2. INTERVIEW CALLS
3. MAILING COMMUNICATION
4. AI BEST RESUME BUILDING





TRAINING COMPLETION

At the end of the Course

- Working experience letter
- Internship experience letter
- Free Life-Time Training Access
- Job Opportunities.





ADDRESS

A/11A, 6TH FLOOR, CITY-VISTA,
FOUNTAIN ROAD, KHARADI PUNE 411014

MAIL ID

hr@i2ispecialist.com | info@i2ispecialist.com

CONTACT

+91 83296 65280

WEBSITE

www.i2ispecialist.com

